

ICE MACHINE | BLMI-650A

L x D x H — 22" x 27^{3/8}" x 37^{3/4}"



Project: _____

Model#: _____

Item #: _____

Qty: _____

Available W/H: _____

Approval: _____

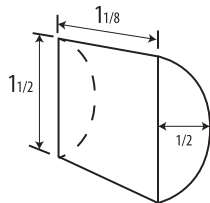
STANDARD FEATURES

- BLMI-650A produces up to 625 lbs. of ice daily
- Units produce individual crescent ice cubes
- Durable stainless steel cabinet
- Stainless steel evaporator
- Removable air filter
- Digital Self Diagnostic System (power switch is accessible without panel removal)
- Environmentally friendly refrigerant (R-410A)
- Energy Star Certified

WARRANTY: 3 Years Parts and Labor
5 Years Compressor Evaporator Warranty
Valid in the Continental United States



Cube Dimensions*



*Approximate size in inches, image not to scale.

Operating Limits

- Ambient Temp Range 45 - 100°F
- Water Temp Range 45 - 90°F
- Water Pressure 30 - 100 PSIG
- Voltage Range 208 - 230V

Service

- Panels easily removed and all components accessible for service.
- Removable/cleanable air filters.
- Allow 6" (15cm) clearance at rear, sides, and top for proper air circulation and ease of maintenance/service.

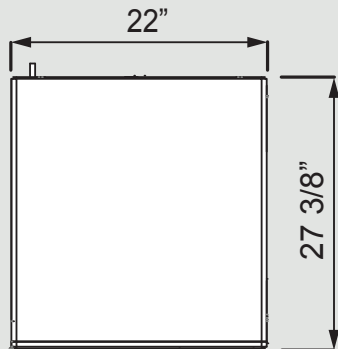
Plumbing

- Icemaker Water Supply Line: Minimum 3/8" Nominal ID Copper Water Tubing or Equivalent
- Icemaker Drain Line: Minimum 3/4" Nominal ID Hard Pipe or Equivalent

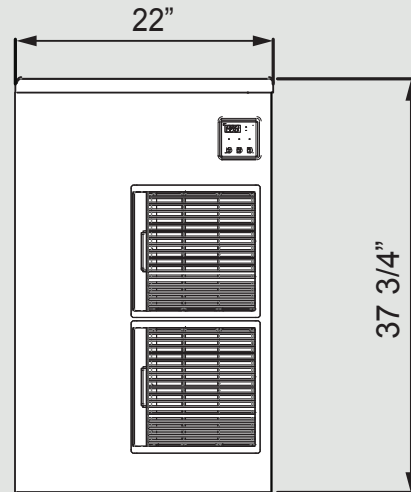
*BLUE AIR has the right to change specifications without further notice.

Condenser	Model	ICE PRODUCTION				Air 90°F / Water 70° F		Min. Circuit Amperage	Voltage V/Hz/Ph	Shipping Weight lbs / kg	Energy Star®
		Air / Water Temp Lbs. per 24 hours		Per Cycle		KWH per 100 lbs.	Portable Water Gal. per 100 lbs.				
		70°/50°F	90°/70°F	Lbs.	Cubes						
Air-Cooled	BLMI-650A	625	535	14.35	720	5.12	14.25	9	208-230V/60/1	198 / 90	YES

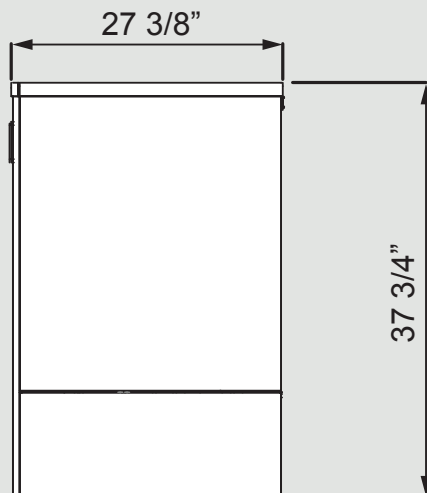
TOP VIEW



FRONT VIEW



SIDE VIEW



BACK VIEW

